

English

Wednesday 27th January 2021

Today is all about being bossy! We will learn about command sentences and practise writing our own.



Today's activities

IMPORTANT! Parent or Carer – Please read this page with your child and check that you are happy with what they have to do and with any weblinks or use of the Internet required.



This symbol shows optional challenges. You don't have to do these but you can if you want to and if you have the time.

1. SPaG Review

Let's begin by identifying the nouns in some sentences. .

2. Poetry Time

Listen to Michael Rosen reading his poem 'Don't' again. Then answer some questions about the poem.

Make sure you write your answers in correctly punctuated full sentences.

3. Let's Review

Read the Learn Screens to revise the 3 different types of sentence we have practised in school. Write an example of each sentence.

4. All about Commands

Learn all about command sentences and bossy verbs. Practise writing your own commands..

Time to Revise

Activity 1: Find the nouns?

Your Task

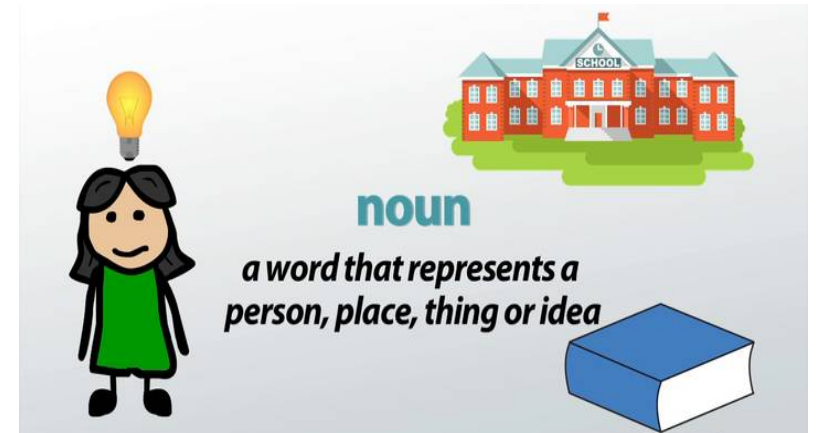
Yesterday, we revised what we knew about nouns. Use your learning to find the nouns in these sentences.

Remember a noun usually has a determiner in front of it:

a/ the/ some/ an

Underline the nouns in each sentence.

- 1) We walked to the park.
- 2) I saw a spider.
- 3) He wore jeans and a shirt.
- 4) I picked up my bag.
- 5) He made a cake and some biscuits.



Poetry Time

Activity 2: Listen to the poem again

Your Task

Listen to Michael Rosen reading 'Don't' again by clicking on this link:

<https://www.youtube.com/watch?v=Oaq3gzwei0>

or following the link from our Remote Learning page.

Then answer the questions on the next page.




Poetry Time

Activity 2: Listen to the poem again

Your Task

1. What shouldn't you put on your spaghetti?
2. Who do you think has told the boy not to do these things? E.g. 'don't pull faces'. Explain your ideas.
3. How do you think the boy is feeling throughout this poem? Explain your ideas.



In questions 2 and 3 you must use 'because' in your answer. Can you also use a quote from the text to back up your ideas?

Remember to write in full sentences and I'll be checking for capital letters and full stops

Learn Screen

3 different types of sentence.

So far we have learned about 3 different types of sentences:

Statements

Exclamations

Questions

Let's review what we know by reading the Learn Screens on the next few pages and writing an example of each sentence type,



Learn Screen

3 different types of sentence.

Statements

These are sentences that give us information.

Statement

I walked home.

They end with a full stop.

Statements are usually subject- verb.

Write a statement sentence.

Learn Screen

3 different types of sentence.

Questions

These are sentences that ask us something and require an answer. They begin with a question word.



Can I have chips please?

A question is verb-subject in order.

It will finish with a question mark.

Write a question sentence.

Learn Screen

3 different types of sentence.

Exclamations

An exclamation sentence can be a bit tricky. It will start with 'What' or 'How' and will contain a verb. These are our Little red Riding Hood sentences.

An exclamation will contain a verb

What a lovely day I had today!

Exclamation

It will end with an exclamation mark.

An exclamation will start with how or what.

Write an exclamation sentence.

Learn Screen

All about commands.

The fourth type of sentence we need to know is a 'command' sentence.

They can end with a full stop or exclamation mark depending on the tone of the sentence.

Get out!

Pass me your book.

A command sentence begins with an imperative or bossy verb.

A command sentence is like an order! It tells you to do something.



Command

Learn Screen

All about commands.



Imperative verbs are sometimes known as **bossy** verbs.

They are verbs which **tell you what to do.**

They are often seen at the beginning of a sentence and create a **command.**

Let's look at some examples:

Eat your lunch.

Tidy the cloakroom.

Write today's date.

Walk home after school.

Can you see how each sentence starts with a bossy verb?

Learn Screen

All about commands.

Look at these sentences:

Eat your lunch. **Tidy** the cloakroom.
Write today's date. **Walk** home
after school.

In each of these commands, the
imperative (bossy) verb tells the
person what action they need to
take.

Your Task:

Can you spot the imperative (bossy)
verbs in these sentences?

Underline them.

Go outside to play.

Spot the difference between these
pictures.

Ask your dad what he thinks.

Kick the ball into the goal.


Surprise your friend to cheer them up.

Learn Screen

All about commands.

Imperative verbs can often be seen in:

My favourite dish - **Pepperoni pasta**



Ingredients
Pepperoni sauce:
1 red onion
2 red peppers
120 g pepperoni
1 can (450 g) tomatoes
1 cup water
Olive oil
Garlic
Oregano
50 g pasta per person

1. Cut the onion, red peppers and pepperoni.
2. Heat some olive oil in a pan and fry the onions, red peppers and pepperoni.
3. Add oregano, garlic, tomatoes and water and cook for 20 minutes.
4. Cook the pasta in a big pan of boiling water.
5. Serve the pasta with the pepperoni sauce.
Delicious!

Persuasive Adverts

Sets of instructions

Recipes

Conversation

How to make a dump truck

You will need:

- 1 large cereal box
- 2 small cereal boxes
- Shoe box lid
- Thin strip of blue paper
- 4 bottle tops
- Red and yellow paint to decorate
- 4 round lids
- Scrunched up newspaper
- Grey paint
- Black paint
- Sticky tape



Method:

1. Cut the small cereal box in half, lengthways.
2. Stick it on top of the larger cereal box using sticky tape on one side only.
3. Cut the second small cereal box in half, widthways and stick this on the other end of the large cereal box, standing upright.
4. Stick a shoebox lid on the highest part of the truck to make a roof.
5. Stick a strip of blue paper just underneath the roof to make a window.
6. Stick two bottle tops onto the lower front of the truck to make the headlights.
7. Paint the truck red and yellow.
8. Paint four round lids black. When they are dry, stick them around the bottom of your truck to make the wheels.
9. Scrunch up pieces of old newspaper and paint them grey to make some boulders for your truck to carry.

Try it out

Activity 3: Write your own commands.

Which imperative (bossy) verb would you use to complete this sentence?

_____ up and walk away.



**There may be
more one
imperative verb
that you could
use!**

Try it out

Activity 3: Write your own commands.

You could have said:

Get up and walk away.

Stand up and walk away.

Tidy up and walk away.

Did you have any other imperative verbs?

Try it out

Activity 3: Write your own commands.

How many different imperative verbs can you think of which would fit in the following commands?



_____ your sandwich.

_____ your shoes.

_____ your brother.

**There may be
more one
imperative verb
that you could
use!**


Try it out

Activity 3: Write your own commands.



Use the verbs in this wheel to create your own command sentences.

Remember to start your sentence with a capital letter. It can end with a full stop or an exclamation mark.



Let's Review

Activity 4: Match the sentence

- | | |
|---------------------------------|----------------|
| 1. Are you going home? | a) command |
| 2. Come here now! | b) statement |
| 3. I like oranges. | c) exclamation |
| 4. What an exciting day we had! | d) question |



THE ANSWERS



Time to Revise

Answers

Your Task

Yesterday, we revised what we knew about nouns. Use your learning to find the nouns in these sentences.

Underline the nouns in each sentence.

1) We walked to the park.

2) I saw a spider.

3) He wore jeans and a shirt.

4) I picked up my bag.

5) He made a cake and some biscuits.

Poetry Time

Answers

What shouldn't you put on your spaghetti?

You shouldn't put confetti on your spaghetti

Who do you think has told the boy not to do these things? E.g. 'don't pull faces'.

I think that the boy's parents have told him not to do these things because a lot of them are things you might do at home like 'pour gray on the baby. You wouldn't do that at school!

How do you think the boy is feeling throughout this poem? Explain your ideas.

I infer the boy is fed up because he is being told to do things he wouldn't ever think about doing. I think this because the poet uses the line 'Who do they think I am? Some kind of fool?'

Learn Screen

Answers

Go outside to play.

Spot the difference between these pictures.

Ask your dad what he thinks.

Kick the ball into the goal.

Surprise your friend to cheer them up.

Let's Review

Answers

1. Are you going home?

question

2. Come here now!

command

3. I like oranges.

statement

4. What an exciting day we had!

exclamation